

Velvet

UNDERGLAZES



Cone 05 - Cone 10

AMACO VELVET
UNDERGLAZE
GLASER CERAMICS



Velvet

UNDERGLAZES

Category: Underglaze
 Firing Temperature: Cone 05 - Cone 10



* Approved when applied
 and fired under AMACO LG-10,
 F-10, or HF-9 clear glazes



V-343
 Chartreuse



V-308
 Yellow



V-391
 Intense Yellow



V-309
 Deep Yellow



V-304
 Straw



V-350
 Orange



V-387
 Bright Red



V-388
 Radiant Red



V-383
 Light Red



V-389
 Flame Orange



V-384
 Real Orange



V-390
 Bright Orange



V-382
 Red



V-318
 Rose



V-324
 Blush



V-317
 Coral



V-323
 Salmon



V-315
 Peach



V-375
 Maroon



V-381
 Amethyst



V-380
 Violet



V-379
 Ultra Violet



V-321
 Lilac



V-320
 Lavender



V-322
 Purple



V-325
 Baby Blue



V-326
 Medium Blue



V-386
 Electric Blue



V-332
 Teal Blue



V-336
 Royal Blue



V-345
 Light Green



V-353
 Dark Green



V-333
 Avocado



V-376
 Hunter Green



V-341
 Blue Green



V-327
 Turquoise Blue



V-349
 Cactus



V-347
 Pistachio



V-301
 Ivory Beige



V-360
 White



V-359
 Ultra White



V-366
 Teddy Bear Brown



V-303
 Terra Cotta




V-385
 Cinnamon



V-313
 Red Brown



V-314
 Chocolate Brown



V-363
 Morning Fog



V-328
 Iceberg Blue



V-356
 Pearl Gray



V-364
 Elephant



V-365
 Slate



V-361
 Jet Black



V-370
 Velour Black



V-362
 Ultra Black



Cone 05 tiles are AMACO 20-M Versa Clay.
 Glazed with LG-10 Clear Transparent.
 Cone 5/10 tiles are AMACO 38 White Stoneware.
 Glazed with HF-9 Zinc-Free Clear.

the VELVET ADVANTAGE

- Velvety smooth, unglazed finish
- Bold, vibrant color at any cone
- Available in 2oz or 16oz jars
- Consistent, reliable results
- Fires true to wet color
- Some colors available in gallons
- Enhanced saturation under clear glaze
- Stiff - won't run when fired

FAQ

Apply to... Greenware (wet, leather-hard, or bone-dry ware) or bisqueware

Fire to... Cone 05 - Cone 10

Note: Velvets are formulated to be most vibrant between Cones 05 and 5. Most Velvets will maintain their vibrant color all the way up to Cone 10, but some pigments will burn out at higher temperatures.

Food safe? Yes. All Velvet Underglazes hold an approved food safety status when applied and fired under an approved clear glaze (AMACO LG-10 or HF-9).

competitor COMPARISON

See how AMACO Velvet Underglazes look compared to our leading competitors.



PRO TIP

AMACO Velvet Underglazes can be dried out and applied like a thick printing and screening ink! Check out the AMACO "Positive and Negative Printmaking with Underglazes" lesson plan for instructions.


1) Pour



2) Thicken



3) Roll



4) Print



Find this technique and more at
www.amaco.com/projects!

TECHNIQUES


- Painting / Brushwork
- Mishima
- Screenprinting
- Staining
- Sgraffito
- Transfer
- Stamping
- Illustration

LAYERING

You can layer AMACO Opalescent glazes over Velvet Underglazes for brilliant pops of color and colorful combinations! This technique is most dynamic on textured surfaces.



O-26 Turquoise
over V-353 Dark
Green



O-52 Fuchsia
over V-386
Electric Blue



O-20 Bluebell
over V-391
Intense Yellow



O-30 Autumn
Leaf over V-380
Violet

get INSPIRED

Check out these professional artists using AMACO Velvet Underglazes in a variety of interesting ways.



Painterly Details
Nikki Mizak



Surface Staining
Travis Winters



Sgraffito
Sue Tirrell



Pops of Color
Sean Patrick O'Connell



Graphic Detailing
Molly Hatch

INSPIRATION

Want more? Check out these artists, as well!

- Heesoo Lee
- Mark Errol
- Roberto Lugo
- Kip O'Krongly
- Christopher Dufala
- Jason Burnett
- Paul Wandless
- Chandra DeBuse
- En Iwamura
- Meredith Host

Questions? Call (800) 374-1600