

# POTTER'S

choice



Cone 5/6



# POTTER'S

## choice

Tiles are AMACO 46-M Buff Stoneware Clay. Fired to Cone 5.

Category: Mid-High Fire Glaze  
Firing Temperature: Cone 5 - Cone 6



\*Except for PC-4 Palladium and PC-64 Aventurine



PC-1 Saturation Metallic

PC-2 Saturation Gold

PC-4 Palladium

PC-9 Vintage Gold

PC-10 June Bug

PC-11 Blue Spark

PC-12 Blue Midnight

PC-15 Satin Oribe

PC-16 Purple Crystal

PC-17 Honey Flux

PC-20 Blue Rutile

PC-21 Arctic Blue

PC-22 Blue Stone

PC-23 Indigo Float

PC-24 Sapphire Float

PC-25 Textured Turquoise

PC-26 Blue Lagoon

PC-27 Tourmaline

PC-28 Frosted Turquoise

PC-29 Deep Olive Speckle

PC-30 Temmoku

PC-31 Oatmeal

PC-32 Albany Slip Brown

PC-33 Iron Lustre

PC-34 Light Sepia

PC-36 Ironstone

PC-38 Iron Yellow

PC-40 True Celadon

PC-41 Vert Lustre

PC-42 Seaweed

PC-43 Toasted Sage

PC-44 Sage

PC-45 Dark Green

PC-46 Lustrous Jade

PC-47 Emerald Falls

PC-48 Art Deco Green

PC-49 Frosted Melon

PC-52 Deep Sienna Speckle

PC-53 Ancient Jasper

PC-55 Chun Plum

PC-56 Ancient Copper

PC-57 Smokey Merlot

PC-58 Tuscany

PC-59 Deep Firebrick

PC-61 Textured Amber

PC-62 Textured Amber Brown

PC-63 Cosmic Tea Dust

PC-64 Aventurine

PC-65 Black Aventurine

PC-66 Cosmic Oil Spot

PC-67 River Rock

PC-70 Copper Red

PC-71 Flambé

# the POTTER'S CHOICE ADVANTAGE

- Mid-fire reduction looks in oxidation
- Great for layering with other Potter's Choice glazes, AMACO Celadons, or AMACO Shino glazes
- Variety of colors and finishes
- Available in 16oz or 1gal liquid for brushing

## FAQ

**Apply to...** Cone 04 Bisqueware

**Fire to...** Cone 5 - Cone 6

**Food safe?** Yes. All Potter's Choice glazes hold a food safety status **except** PC-4 Palladium, PC-9 Vintage Gold and PC-64 Aventurine.

## CLAY

Clay body can affect your work just as heavily as glaze. Check out how PC-40 True Celadon shifts from clay body to clay body.



No. 11 A-Mix White Stoneware Clay



No. 38 White Stoneware Clay



No. 46 Buff Stoneware Clay



No. 48 Stoneware Body with Grog



No. 480 Stoneware Body without Grog




No. 58 Warm Brown Stoneware Clay



No. 77 Terra Cotta Stoneware Clay

## TURN UP THE HEAT


Potter's Choice glazes remain stable beyond Cone 6. Look below or head to [www.amaco.com/pc](http://www.amaco.com/pc) to see all the interesting results achieved at Cone 10.



PC-2 Saturation Gold




PC-20 Blue Rutile




PC-21 Arctic Blue




PC-23 Indigo Float



PC-25 Textured Turquoise




PC-27 Tourmaline



PC-28 Frosted Turquoise




PC-30 Temmoku




PC-32 Albany Slip Brown



PC-33 Iron Lustre



PC-34 Light Sepia



PC-42 Seaweed



PC-43 Toasted Sage



PC-48 Art Deco Green



PC-52 Deep Sienna Speckle



PC-55 Chun Plum



PC-61 Textured Amber



PC-62 Textured Amber Brown

# LAYERING

Head to [www.amaco.com/layering](http://www.amaco.com/layering) for specs and to check out tons of other layering combinations!

## Potter's Choice over Potter's Choice

PC-21  
Oatmeal  
over  
PC-33  
Iron Lustre



PC-41  
Vert Lustre  
over  
PC-57  
Smokey  
Merlot



## Potter's Choice over Celadon

PC-57  
Smokey  
Merlot  
over  
C-1  
Obsidian



PC-21  
Arctic  
Blue  
over  
C-20  
Cobalt



## Potter's Choice over Shino

PC-27  
Tourmaline  
over  
SH-12  
Chai  
Matte




PC-61  
Textured  
Amber  
over  
SH-41  
Oolong  
Gloss



## Not getting the results you expected?

If your Potter's Choice pieces aren't turning out quite like ours, chances are you still aren't applying the glaze thick enough, especially when layering glazes. Everyone applies glaze differently, and a heavy hand for one person may be light for another. Go to [www.amaco.com/how\\_tos](http://www.amaco.com/how_tos) and check out our "Brushing on Glazes" video to see how we achieve our results.



2:21



Glazing with Potters Choice

get **INSPIRED**




Visit our 5/6 Exchange page at [Facebook.com/groups/potterschoiceex](https://www.facebook.com/groups/potterschoiceex) to find inspiration, share results, and discuss with other AMACO customers!

# APPLICATION

Most Potter's Choice Glazes benefit from a heavy-handed application. Below are just a few of the PC glazes with examples showing 1 coat, 2 coats, and 3 coats all fired to Cone 5.

PC-20  
Blue Rutile




PC-25  
Textured  
Turquoise




PC-33  
Iron Lustre



PC-34  
Light Sepia



PC-42  
Seaweed



PC-53  
Ancient  
Jasper



Questions? Call (800) 374-1600